



UNIVERSITY OF SOUTH FLORIDA ST. PETERSBURG

FETPIP Report

Analysis of USF St. Petersburg Student Success Based on FETPIP Data

FETPIP – Florida Educational and Training Placement Information Program

Executive Summary

Florida Educational and Training Placement Information Program (FETPIP) findings suggest that for the three successive years noted in available data, students that earned undergraduate and graduate degrees from USF St. Petersburg were successful as measured by the proportion that were employed or were furthering their education.

This type of finding has been corroborated in other student surveys, namely, the Alumni Survey and the Student Success Survey. In order to help validate self-reported student survey findings an Employer Survey was commissioned in spring 2009. In combination, this information provides external validation of USF St. Petersburg student success.

Background

Established by Florida Statutes § 1008.39, the Florida Educational and Training Placement Information Program (FETPIP) is a data collection and consumer reporting system that describes civilian and federal employment, earnings, continuing education experiences, military service, as well as other measures [See: www.fldoe.org/fetpip].

USF St. Petersburg submitted electronic lists of students that earned undergraduate and graduate degrees between 2003 and 2007. Employment data is based on a calendar-year, and FETPIP methodology matches the data that is submitted by institutions against their current files which lag by at least one-year. FETPIP matched USF St. Petersburg institutional data against their active employment and education database and issued their report. Data elements from the FETPIP report were compiled by USF St. Petersburg into the tables presented in the section below.

Findings

Table 1 shows the relative number of matches between USF St. Petersburg student-level data that was submitted and entries in the FETPIP databases; and these baseline figures were used to calculate employment percentages shown in Table 2.

Table 1
Students that earned USFSP undergraduate and graduate degrees matched with FETPIP

USF Degrees	2003-04	2004-05	2005-06	2006-07
Undergraduates	476	637	619	640
Graduates	39	128	125	157
Total	515	765	744	797

The proportion of USF St. Petersburg graduates that are employed or employed and continuing their education is consistent across the three-years of this reporting period.

Table 2
Percent of USFSP Graduates Employed or Employed and in Continuing Education by Degree Earned

	2003-04	2004-05	2005-06	2006-07
Employed Only—Percent Employed				
<u>Bachelor's Degrees</u>	64%	64%	63%	64%
<u>Master's Degrees</u>	69%	74%	82%	76%
Employed and in Continuing Education—Percent Employed				
<u>Bachelor's Degrees</u>	77%	77%	76%	74%
<u>Master's Degrees</u>	74%	74%	87%	84%

Table 3 shows average quarterly earning and estimates of 4th quarter earnings. USF St. Petersburg graduates that are employed earn more than their counterparts who are employed and are continuing their education.

Table 3
Average Earnings and Estimated 4th Quarter Earnings for USFSP Graduates by Degree Earned; and Percent Enrolled in Continuing Education Program.

	2003-04*	2004-05	2005-06	2006-07*
Employed Only				
<u>Bachelor's Degrees</u>				
Avg. Earnings	\$7,845	\$31,119	\$29,797	\$8,356
Est. 4 th Quarter Avg.	\$8,725	\$31,119	\$29,797	\$9,336
<u>Master's Degrees</u>				
Avg. Earnings	\$9,443	\$27,665	\$24,393	\$11,017
Est. 4 th Quarter Avg.	\$10,977	\$27,665	\$24,393	\$11,830
Employed and in Continuing Education				
<u>Bachelor's Degrees</u>				
Avg. Earnings	\$7,789	\$7,928	\$8,227	\$8,415
Est. 4 th Quarter Avg.	\$8,641	\$8,812	\$9,111	\$9,346
<u>Master's Degrees</u>				
Avg. Earnings	\$9,550	\$10,500	\$10,685	\$11,017
Est. 4 th Quarter Avg.	\$10,979	\$10,692	\$11,032	\$11,830

*Note: Wage data for 2003-04 and 2006-07 is partial year data.

Wages in Context

Quarterly earnings reported in FETPIP compare favorably with quarterly earnings reported by the Florida Research and Economic Database (FRED). The average earnings

reported in FRED for the 4th Quarter of 2007 were \$10,530 which is comparable to wages earned by USF St. Petersburg graduates that are continuing their education in addition to working. Wages earned by USF St. Petersburg graduates that are working exclusively are considerably greater than quarterly earnings reported in FRED for a comparable time period [see: fred.labormarketinfo.com].

Other Findings

It is also noted that FETPIP data for USF St. Petersburg graduates matched no records in either the Florida Department of Corrections database or the Florida Department of Children and Families database. For the same time period used by FETPIP, the Florida Department of Corrections reported a 10% increase in inmate admissions from FY0304 to FY0506 [see: www.dc.state.fl.us]; and similarly, the State of Florida Public Assistance Caseload Reports reported increases in all areas of services including: food stamps, Medicaid, and TANF benefits [see: www.dcf.state.fl.us].

For five years 2005 through 2007, unemployment has ranged from a low of 3.3% in 2006 to a high of 4.5% in 2007. However, in December of 2008 the unemployment rate in Florida jumped to 7.8%. A variety of events can befall an individual that can result in severe economic hardship or even worse. The effect of these events may be witnessed in Department of Corrections or Department of Children and Families data. FETPIP findings suggest that if such events occurred to USF St. Petersburg graduates, they must have had the wherewithal to overcome them. It will be important to continue to monitor employment rates.

Summary

The findings noted in this report have been corroborated in other student surveys such as the Alumni Survey and the Student Success Survey. FETPIP data suggests that for three successive years, students that earned undergraduate and graduate degrees from USF St. Petersburg were successful as measured by the proportion that were employed or were furthering their education.

These findings are useful to administrative units such as the Career Center and the Advising Center which share this information with students as well as incorporate these types of findings in their student programming. However, in order to help validate self-reported student survey findings an Employer Survey was commissioned in spring 2009. In combination, this information provides external validation of USF St. Petersburg's student success.

- Appendix 1 FETPIP, 2003-04
- Appendix 2 FETPIP, 2004-05
- Appendix 3 FETPIP, 2005-06
- Appendix 4 FETPIP, 2006-07

Appendix 1 FETPIP, 2003-04



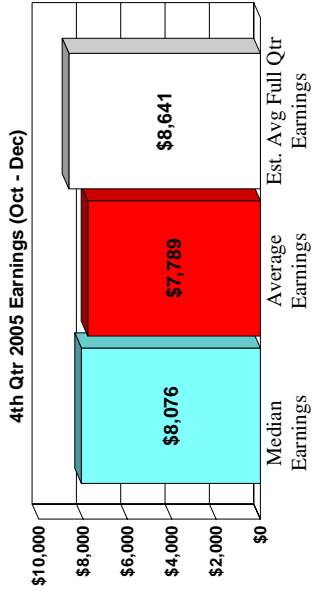
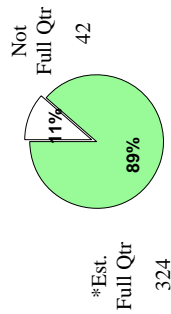
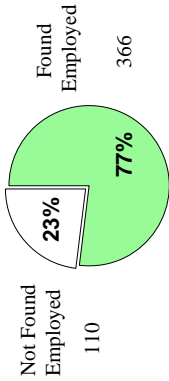
**2003-2004 Public University System
University of South Florida Bachelor - Fall 2004 Findings
St. Petersburg Campus**

Total Individuals: **476**

Total with Outcome Data: **389**

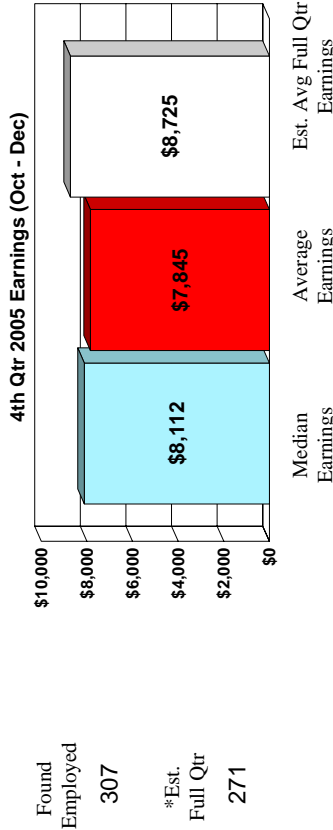
82%

FLORIDA EMPLOYMENT DATA (4th QTR)



Percent working full qtr is of those employed.
* Est. Avg Full Qtr = earnings of at least \$2,678 per qtr (min. wage x 13 wks. x 40 hrs.)

FLORIDA EMPLOYMENT DATA (4th QTR) - NOT CONTINUING EDUCATION



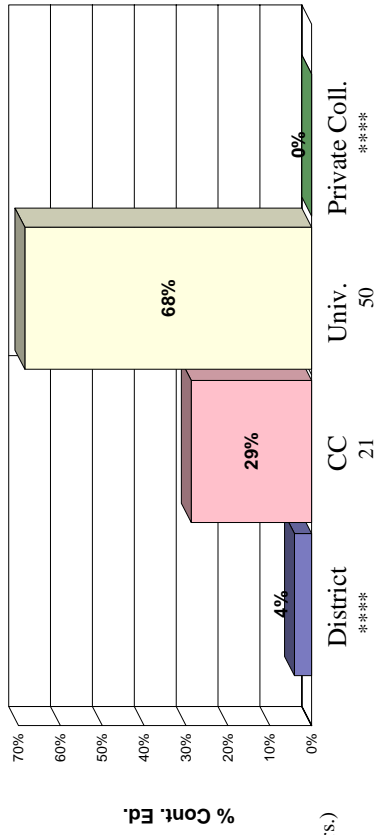
* Est. Avg Full Qtr = earnings of at least \$2,678 per qtr (min. wage x 13 wks. x 40 hrs.)

FEDERAL EMPLOYMENT DATA

CIVILIAN EMPLOYMENT: *****
 FOUND IN THE MILITARY: *****
 INCARCERATED: *****
 COMMUNITY SUPERVISION: *****


FLORIDA CONTINUING EDUCATION DATA

Total Cont. their Education (Unduplicated): **73** 15%
 Found Employed of those Cont. Ed.: **59** 81%



Students may be in multiple settings, therefore, sum may exceed total unduplicated count.

Community College Cont. Ed. Details



RECEIVING PUBLIC ASSISTANCE

(Temporary Assistance to Needy Families (TANF), Food Stamps)

RECEIVING PUBLIC ASSISTANCE *****
 ... & EMPLOYED *****

*Data cells displayed only when 10 or more graduates are found.

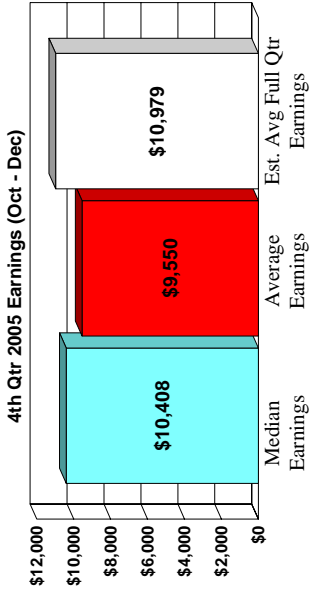
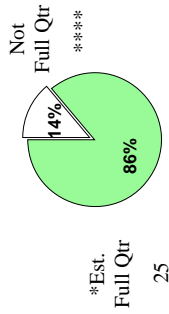
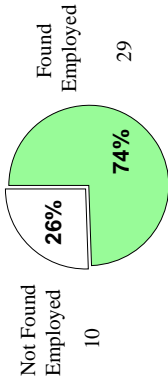


**2003-2004 Public University System
University of South Florida Masters - Fall 2004 Findings
St. Petersburg Campus**

Total Individuals: **39**

Total with Outcome Data: **29** **74%**

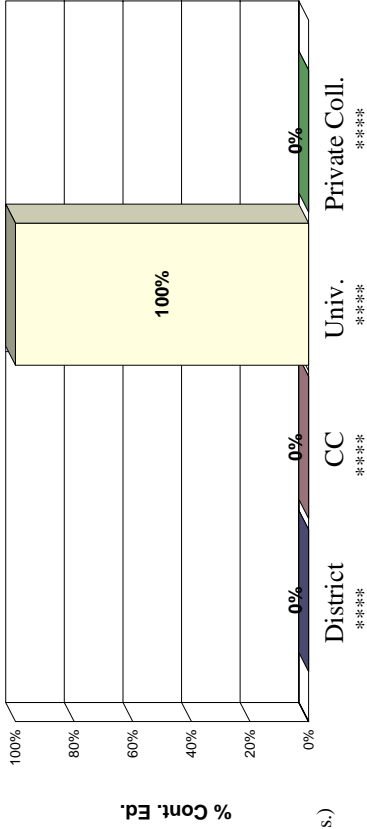
FLORIDA EMPLOYMENT DATA (4th QTR)



Percent working full qtr is of those employed.
* Est. Avg Full Qtr = earnings of at least \$2,678 per qtr (min. wage x 13 wks. x 40 hrs.)

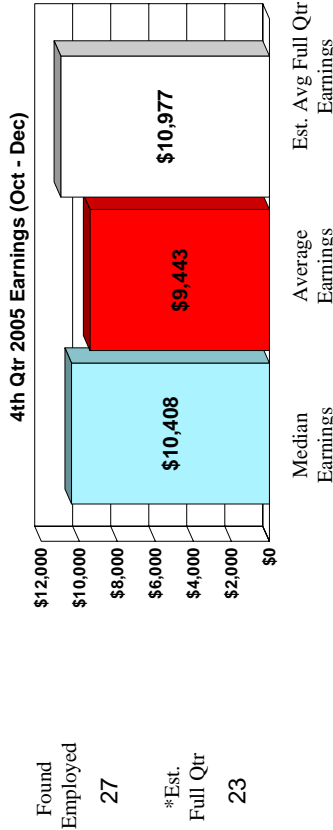
FLORIDA CONTINUING EDUCATION DATA

Total Cont. their Education (Unduplicated): *****
Found Employed of those Cont. Ed.: *****



Students may be in multiple settings, therefore, sum may exceed total unduplicated count.

FLORIDA EMPLOYMENT DATA (4th QTR) - NOT CONTINUING EDUCATION



* Est. Avg Full Qtr = earnings of at least \$2,678 per qtr (min. wage x 13 wks. x 40 hrs.)

FEDERAL EMPLOYMENT DATA

CIVILIAN EMPLOYMENT: *****
FOUND IN THE MILITARY: *****

FLORIDA DEPARTMENT OF CORRECTIONS DATA

INCARCERATED: *****
COMMUNITY SUPERVISION: *****

Community College Cont. Ed. Details

No Comm Coll Continuing Education

AA ***** AS ***** AAS ***** Adult Voc. CC ***** Other *****
RECEIVING PUBLIC ASSISTANCE
(Temporary Assistance to Needy Families (TANF), Food Stamps)

RECEIVING PUBLIC ASSISTANCE *****
... & EMPLOYED *****

Appendix 2 FETPIP, 2004-05



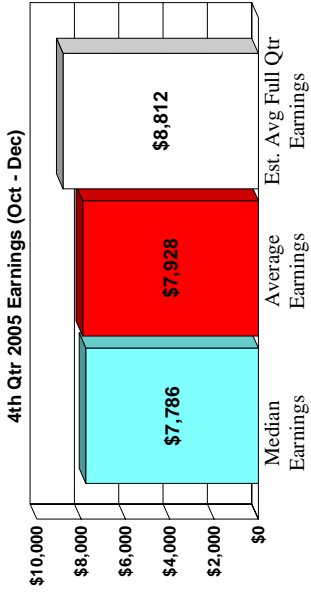
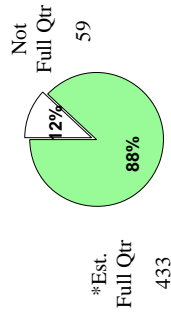
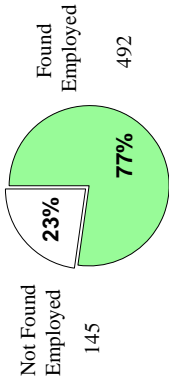
**2004-2005 Public University System
University of South Florida Bachelor - Fall 2005 Findings
St. Petersburg Campus**

Total Individuals: **637**

Total with Outcome Data: **517**

81%

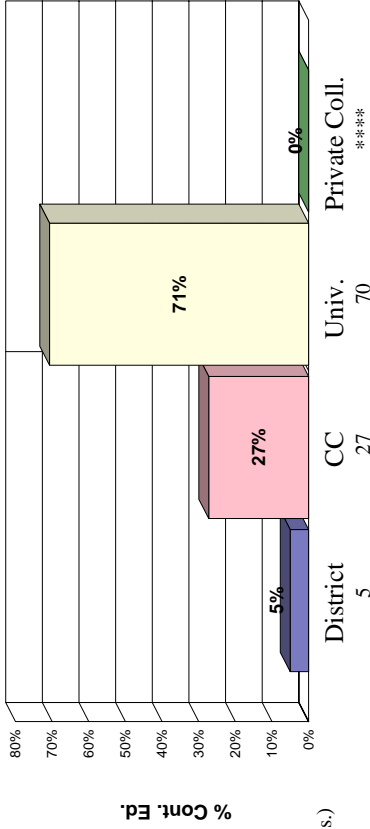
FLORIDA EMPLOYMENT DATA (4th QTR)



Percent working full qtr is of those employed.
* Est. Avg Full Qtr = earnings of at least \$3,198 per qtr (min. wage x 13 wks. x 40 hrs.)

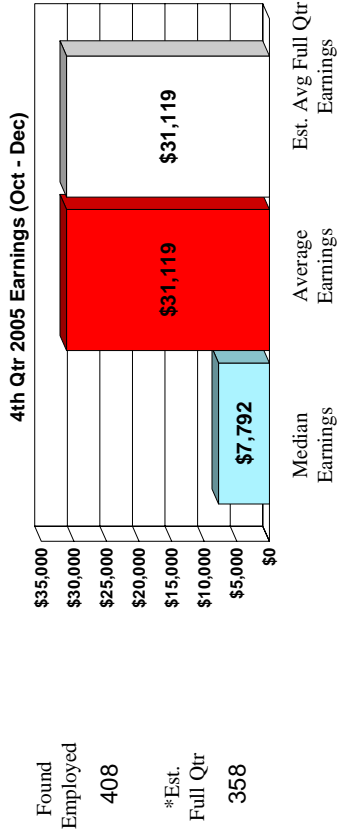
FLORIDA CONTINUING EDUCATION DATA

Total Cont. their Education (Unduplicated): **99** 16%
Found Employed of those Cont. Ed.: **84** 85%



Students may be in multiple settings, therefore, sum may exceed total unduplicated count.

FLORIDA EMPLOYMENT DATA (4th QTR) - NOT CONTINUING EDUCATION



* Est. Avg Full Qtr = earnings of at least \$3,198 per qtr (min. wage x 13 wks. x 40 hrs.)

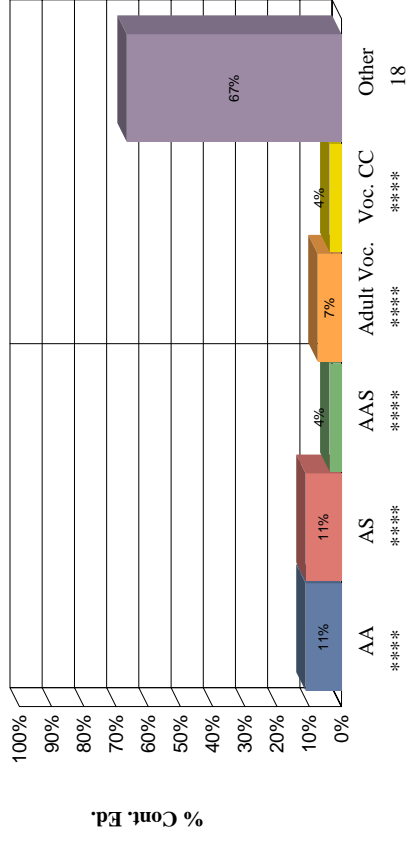
FEDERAL EMPLOYMENT DATA

CIVILIAN EMPLOYMENT: *****
FOUND IN THE MILITARY: *****

FLORIDA DEPARTMENT OF CORRECTIONS DATA

INCARCERATED: *****
COMMUNITY SUPERVISION: *****

Community College Cont. Ed. Details



RECEIVING PUBLIC ASSISTANCE

(Temporary Assistance to Needy Families (TANF), Food Stamps)

RECEIVING PUBLIC ASSISTANCE *****
... & EMPLOYED *****



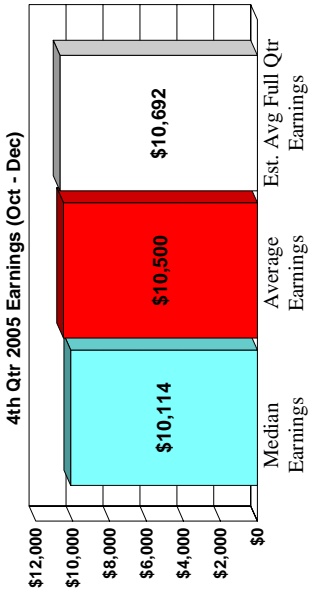
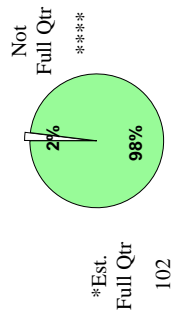
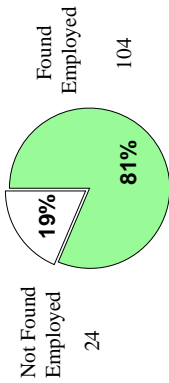
**2004-2005 Public University System
University of South Florida Masters - Fall 2005 Findings
St. Petersburg Campus**

Total Individuals: **128**

Total with Outcome Data: **106**

83%

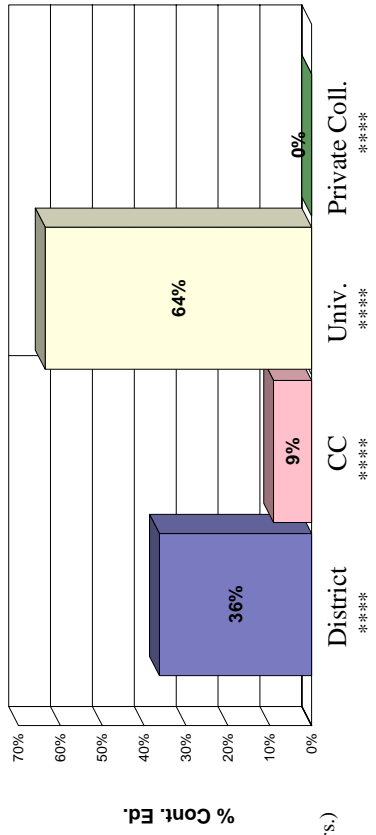
FLORIDA EMPLOYMENT DATA (4th QTR)



Percent working full qtr is of those employed.
* Est. Avg Full Qtr = earnings of at least \$3,198 per qtr (min. wage x 13 wks. x 40 hrs.)

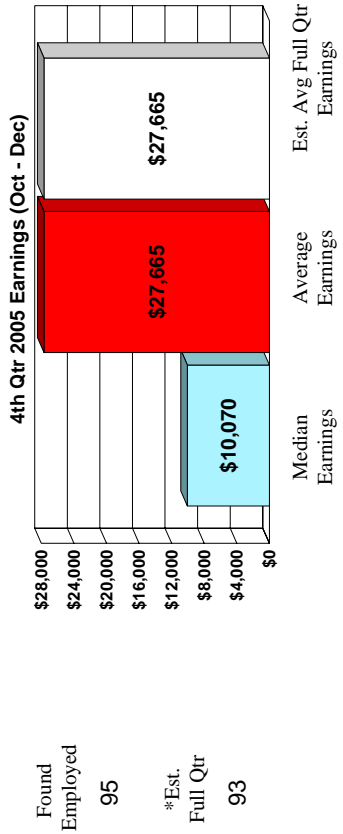
FLORIDA CONTINUING EDUCATION DATA

Total Cont. their Education (Unduplicated): **11** 9%
Found Employed of those Cont. Ed.: *****



Students may be in multiple settings, therefore, sum may exceed total unduplicated count.

FLORIDA EMPLOYMENT DATA (4th QTR) - NOT CONTINUING EDUCATION



* Est. Avg Full Qtr = earnings of at least \$3,198 per qtr (min. wage x 13 wks. x 40 hrs.)

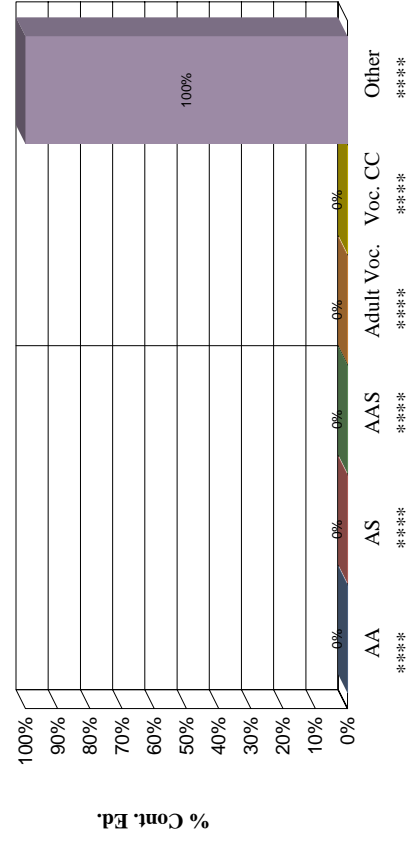
FEDERAL EMPLOYMENT DATA

CIVILIAN EMPLOYMENT: *****
FOUND IN THE MILITARY: *****

FLORIDA DEPARTMENT OF CORRECTIONS DATA

INCARCERATED: *****
COMMUNITY SUPERVISION: *****

Community College Cont. Ed. Details



RECEIVING PUBLIC ASSISTANCE

(Temporary Assistance to Needy Families (TANF), Food Stamps)

RECEIVING PUBLIC ASSISTANCE *****
... & EMPLOYED *****

*Data cells displayed only when 10 or more graduates are found.

Appendix 3 FETPIP, 2005-06



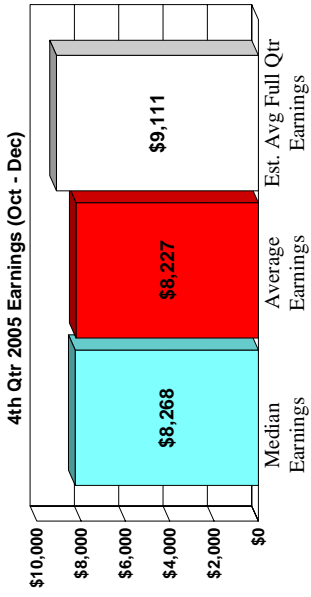
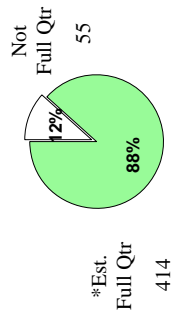
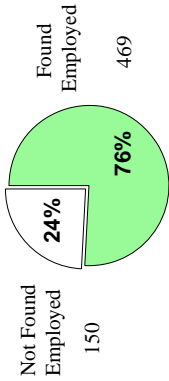
**2005-2006 Public University System
University of South Florida Bachelor - Fall 2006 Findings
St. Petersburg Campus**

Total Individuals: **619**

Total with Outcome Data: **510**

82%

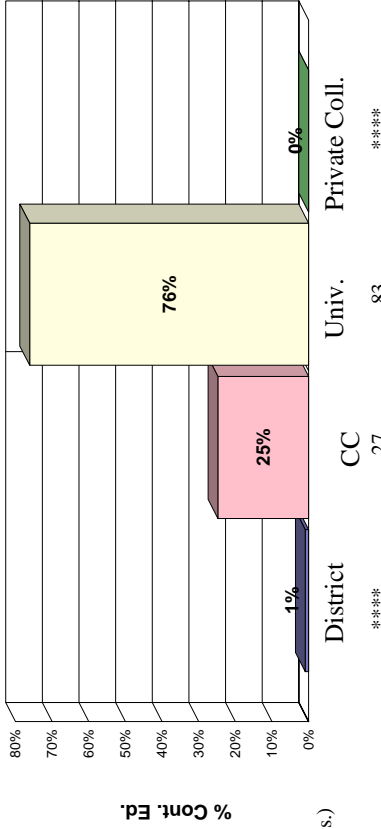
FLORIDA EMPLOYMENT DATA (4th QTR)



Percent working full qtr is of those employed.
* Est. Avg Full Qtr = earnings of at least \$3,328 per qtr (min. wage x 13 wks. x 40 hrs.)

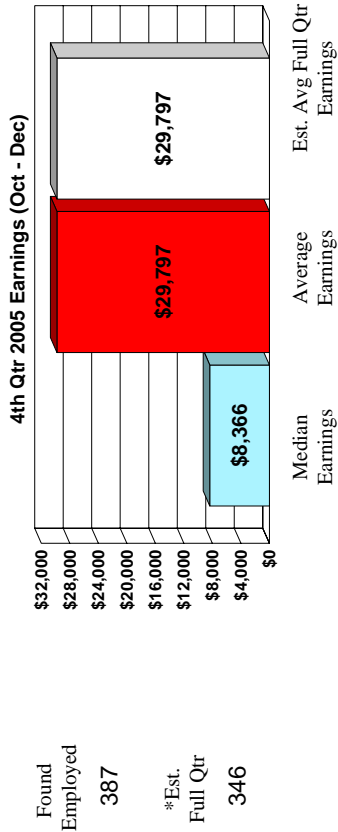
FLORIDA CONTINUING EDUCATION DATA

Total Cont. their Education (Unduplicated): **109**
Found Employed of those Cont. Ed.: **82**



Students may be in multiple settings, therefore, sum may exceed total unduplicated count.

FLORIDA EMPLOYMENT DATA (4th QTR) - NOT CONTINUING EDUCATION



* Est. Avg Full Qtr = earnings of at least \$3,328 per qtr (min. wage x 13 wks. x 40 hrs.)

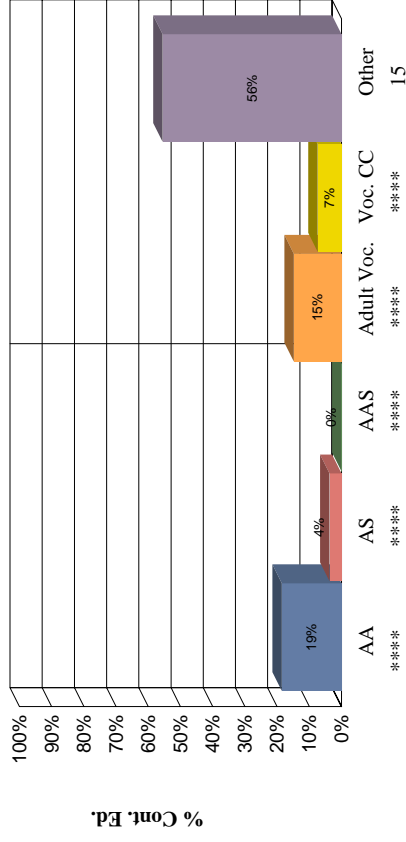
FEDERAL EMPLOYMENT DATA

CIVILIAN EMPLOYMENT: **12**
FOUND IN THE MILITARY: **2%**

FLORIDA DEPARTMENT OF CORRECTIONS DATA

INCARCERATED: *********
COMMUNITY SUPERVISION: *********

Community College Cont. Ed. Details



RECEIVING PUBLIC ASSISTANCE

(Temporary Assistance to Needy Families (TANF), Food Stamps)

RECEIVING PUBLIC ASSISTANCE
... & EMPLOYED

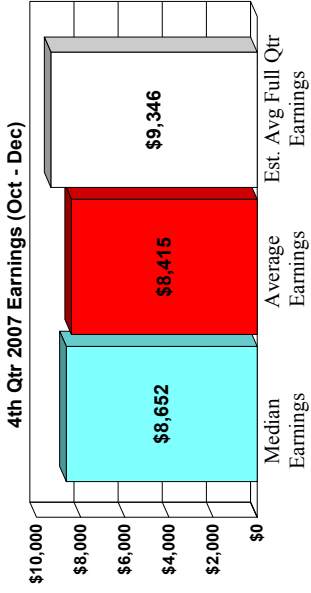
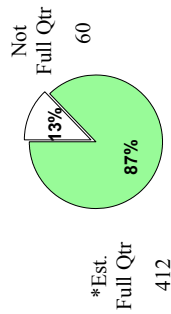
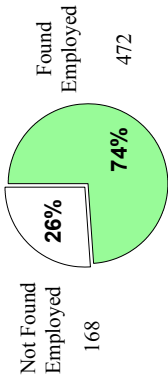
Appendix 4 FETPIP, 2006-07



**2006-2007 Public University System
University of South Florida Bachelor - Fall 2007 Findings
St. Petersburg Campus**

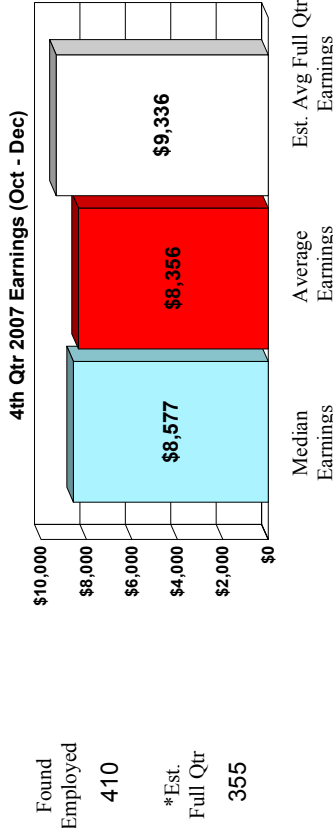
Total Individuals: **640** Total with Outcome Data: **512** **80%**

FLORIDA EMPLOYMENT DATA (4th QTR)



Percent working full qtr is of those employed.
* Est. Avg Full Qtr = earnings of at least \$3,468 per qtr (min. wage x 13 wks. x 40 hrs.)

FLORIDA EMPLOYMENT DATA (4th QTR) - NOT CONTINUING EDUCATION



* Est. Avg Full Qtr = earnings of at least \$3,468 per qtr (min. wage x 13 wks. x 40 hrs.)

FEDERAL EMPLOYMENT DATA

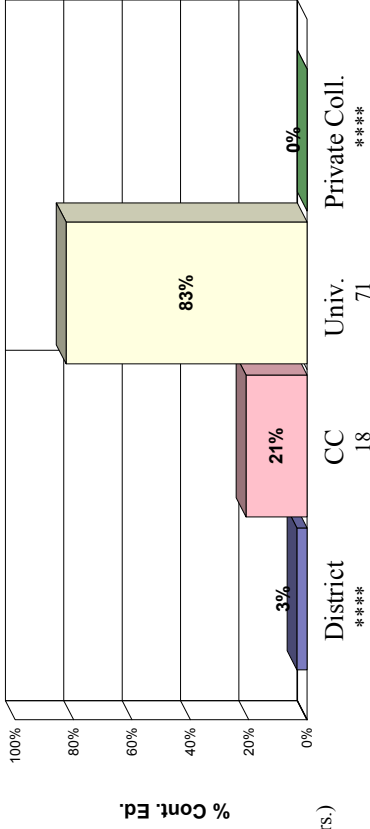
CIVILIAN EMPLOYMENT: 11 2%
FOUND IN THE MILITARY: **** *

FLORIDA DEPARTMENT OF CORRECTIONS DATA

INCARCERATED: ****
COMMUNITY SUPERVISION: **** *


FLORIDA CONTINUING EDUCATION DATA

Total Cont. their Education (Unduplicated): **86** 13%
Found Employed of those Cont. Ed.: 62 72%



Students may be in multiple settings, therefore, sum may exceed total unduplicated count.

Community College Cont. Ed. Details



RECEIVING PUBLIC ASSISTANCE

(Temporary Assistance to Needy Families (TANF), Food Stamps)

RECEIVING PUBLIC ASSISTANCE
... & EMPLOYED



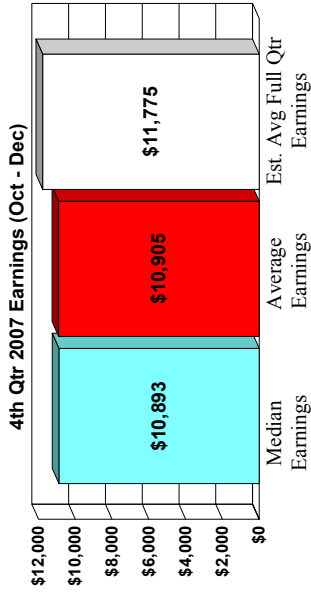
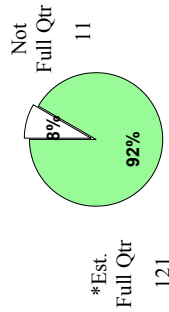
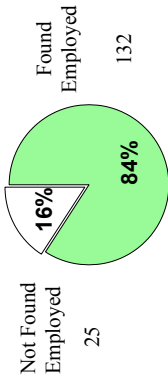
2006-2007 Public University System University of South Florida Masters - Fall 2007 Findings St. Petersburg Campus

Total Individuals: **157**

Total with Outcome Data: **137**

87%

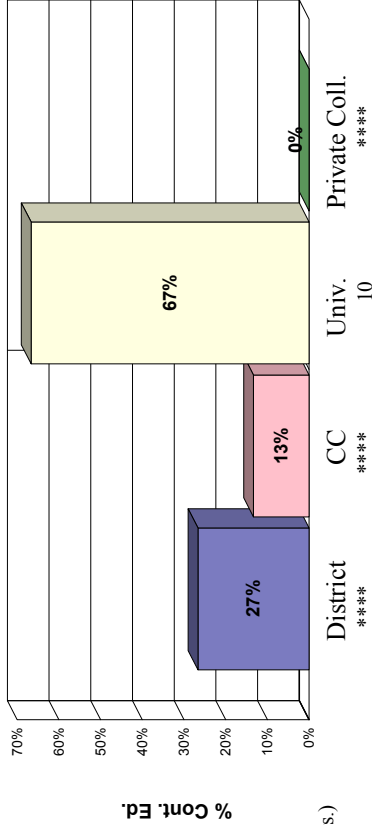
FLORIDA EMPLOYMENT DATA (4th QTR)



Percent working full qtr is of those employed.
* Est. Avg Full Qtr = earnings of at least \$3,468 per qtr (min. wage x 13 wks. x 40 hrs.)

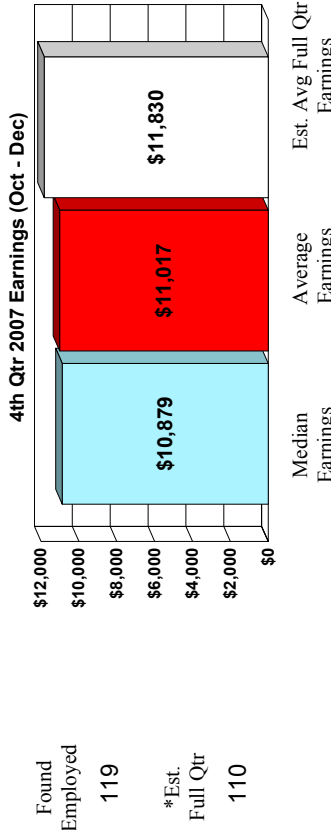
FLORIDA CONTINUING EDUCATION DATA

Total Cont. their Education (Unduplicated): **15**
Found Employed of those Cont. Ed.: **13**



Students may be in multiple settings, therefore, sum may exceed total unduplicated count.

FLORIDA EMPLOYMENT DATA (4th QTR) - NOT CONTINUING EDUCATION



* Est. Avg Full Qtr = earnings of at least \$3,468 per qtr (min. wage x 13 wks. x 40 hrs.)

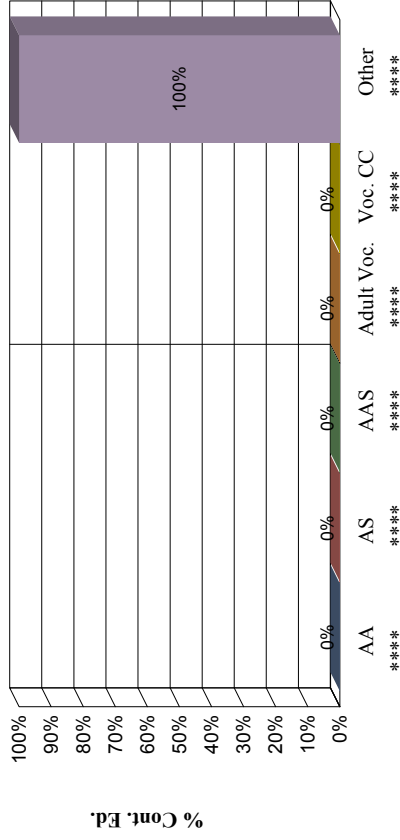
FEDERAL EMPLOYMENT DATA

CIVILIAN EMPLOYMENT: *****
FOUND IN THE MILITARY: *****

FLORIDA DEPARTMENT OF CORRECTIONS DATA

INCARCERATED: *****
COMMUNITY SUPERVISION: *****

Community College Cont. Ed. Details



RECEIVING PUBLIC ASSISTANCE

(Temporary Assistance to Needy Families (TANF), Food Stamps)

RECEIVING PUBLIC ASSISTANCE *****
... & EMPLOYED *****