



ASSESSMENT COMMITTEE MINUTES
10:00 am. – 12:00 p.m.

November 22, 2010

Members Present: Dean Vivian Fueyo; Drs. Bonnie Braun, Malcolm Butler, Cynthia Leung, Terry Rose, Zafer Unal; Ms. Jennefer Khattabi and Ms. Rebecca Rhoden Ogletree

Welcome and Announcements

Dean Fueyo opened the meeting and asked for changes or additions to the agenda.

Minutes

Minutes from the October committee meeting were approved.

New Business

The dean announced that USFSP College of Education is now receiving individual USFSP College of Education data from the Florida Department of Education. Until now, the college's completer data was embedded with that of USF Tampa. With this update in reporting, the college is now able to analyze data regarding completer and employer satisfaction with the preparation of teachers. Ms. Ogletree gleaned the following information from the recently supplied data and shared it with committee members (see graphs):

- 2006-07 and 2007-08 Completers rated the institutional effectiveness in preparing them for FEAPs. Both sets of completers reported effective preparation for all FEAPs (average score of 3.21 out of 4.0) with the areas of assessment (3.04) and technology (2.97) rated lowest. The 2006-07 completers rated the most effective preparation in the areas of diversity (3.54) and ethics (3.52). The 2007-08 completers rated the most effective preparation in the areas of communication (3.36) and ethics (3.22), respectively.
- Employer satisfaction regarding the 2007-08 completers indicates a high level of satisfaction with the preparation of candidates. All employers rated candidates as either effective or highly effective in all FEAPs. Employers rated completers highest in the area of ethics (4.0). The areas of critical thinking (3.44) and technology (3.44) were rated below the average rating of 3.71.
- A comparison of ratings of 2007-08 completers with ratings of employers for 2007-08 displays a consistent pattern of employers rating completers higher than the completers rated themselves. The employers rated completer preparation higher than completers did on every single FEAP.
- New and Continuing Student Enrollment data for 2009 and 2010 shows a consistent decline in all programs with the exception of Reading Education, the only program to experience an increase in enrollment between 2009 and 2010. Across all programs, enrollment between Fall 2009 and Fall 2010 declined by 13%.
- Questions for the Florida Department of Education:
 - How many surveys were sent to USFSP completers?
 - What's the timeline for sending surveys to completers?
 - How many employer surveys were sent? Is there any way to determine how many completers are practicing at each employer's program?

The dean explained the implications of reduced student enrollment, especially in the area of graduate students where greater revenue per student comes back to the university than with undergraduate students. The 2011-12 budget process to determine how to cover the loss of \$1,842,000 in stimulus funds (\$194,000 from the COE budget), the prospect of a tuition increase, and a possible reduction in the state allocation began at the November 3, 2010 Executive Team meeting. The deans are meeting weekly with Dr. Noonan to discuss the Academic Affairs budget and to plan for next year.

ACTION ITEM - Dean Fueyo plans to update the COE faculty as more information becomes available. Ms. Ogletree will contact the FLDOE for answers to our list of questions.

Old Business

Dean Fueyo reintroduced the topic of revising the AP 5 rubric. She asked the committee to consider how to reword the elements of the rubric to reflect more than just acceptance of a culture and/ or a diverse group of learners. How do we get candidates to appreciate the cultural contributions the students and families bring to the learning experience? Using the input gathered from the faculty at its October meeting, the committee examined the elements of the rubric to see how each can be revised to help students understand the AP's intent. The members read the suggested edits individually and then, collectively, the committee finalized a revised rubric.

ACTION ITEM - The new rubric will be shared with the faculty, and the CDN will begin using the revised rubric with candidates in January 2011. (See addendum to the minutes)

Other Business

Dr. Unal suggested dates for the CDN 2011 Spring evaluations. During discussion, it was agreed upon that extra days would be added for general evaluations to allow for in-depth evaluation. Graduate candidates and applicants for final interns will have earlier CDN evaluation dates with evaluations due May 1. Otherwise, the schedule for Spring evaluations will be:

- Submissions due January 10 will be evaluated by February 1 (General Evaluation – ALL)
- Submissions due February 15 will be evaluated by March 1 (Interns/Intern Applicants)
- Submissions due March 15 will be evaluated by April 1 (Interns/Intern Applicants)
- Submissions due April 15 will be evaluated by May 15 (General Evaluation – ALL)

There will be no evaluations during Summer semester.

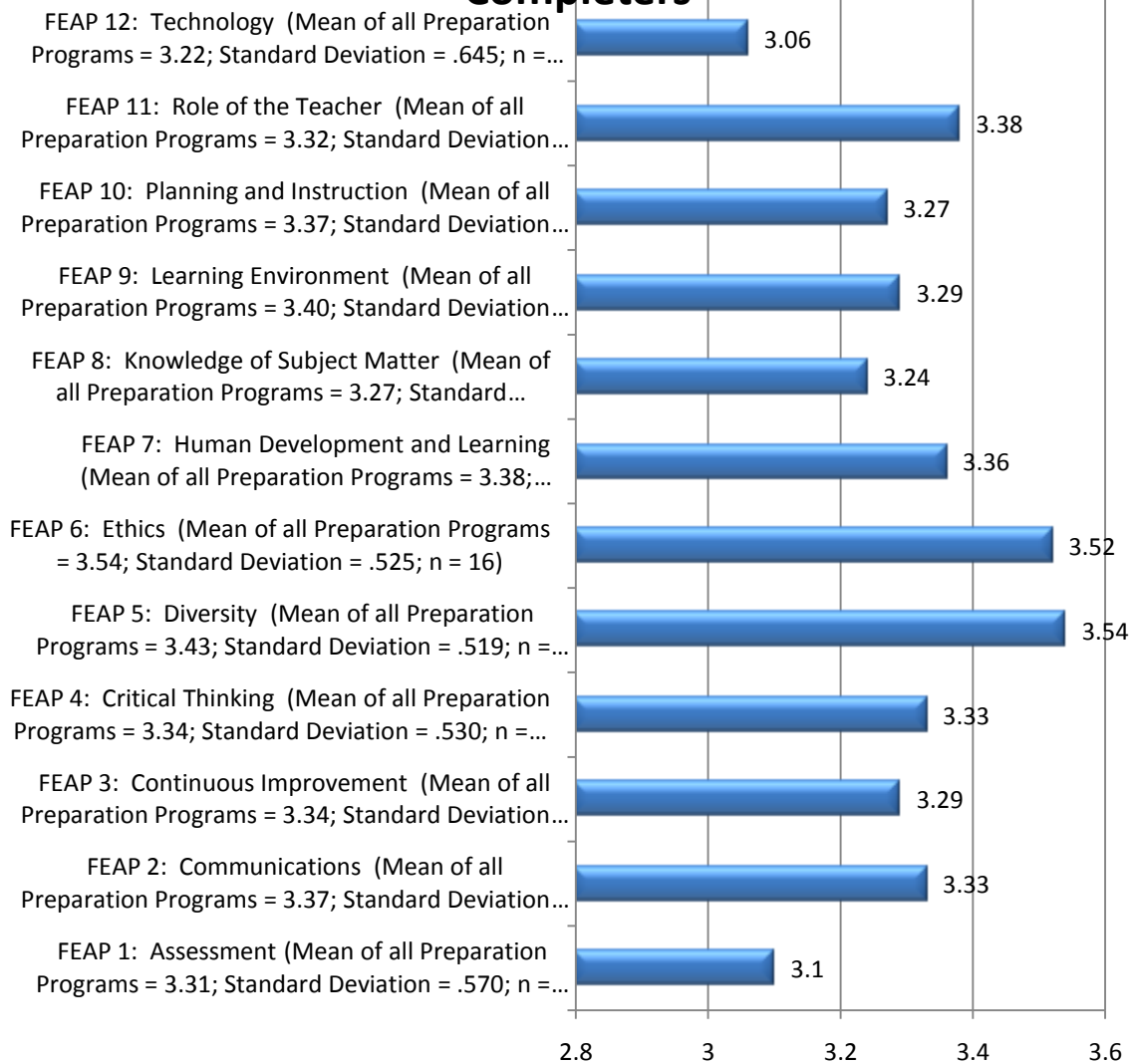
Assessment Committee Meeting Dates for the Semester

Due to a conflict with practice for the Fall graduation ceremony, the committee agreed to move the December 10 assessment committee back one hour. The meeting will take place from 2:00 p.m. – 4:00 p.m. No date was set for the January meeting.

ACTION ITEM – Set Spring dates for Assessment Committee meeting.

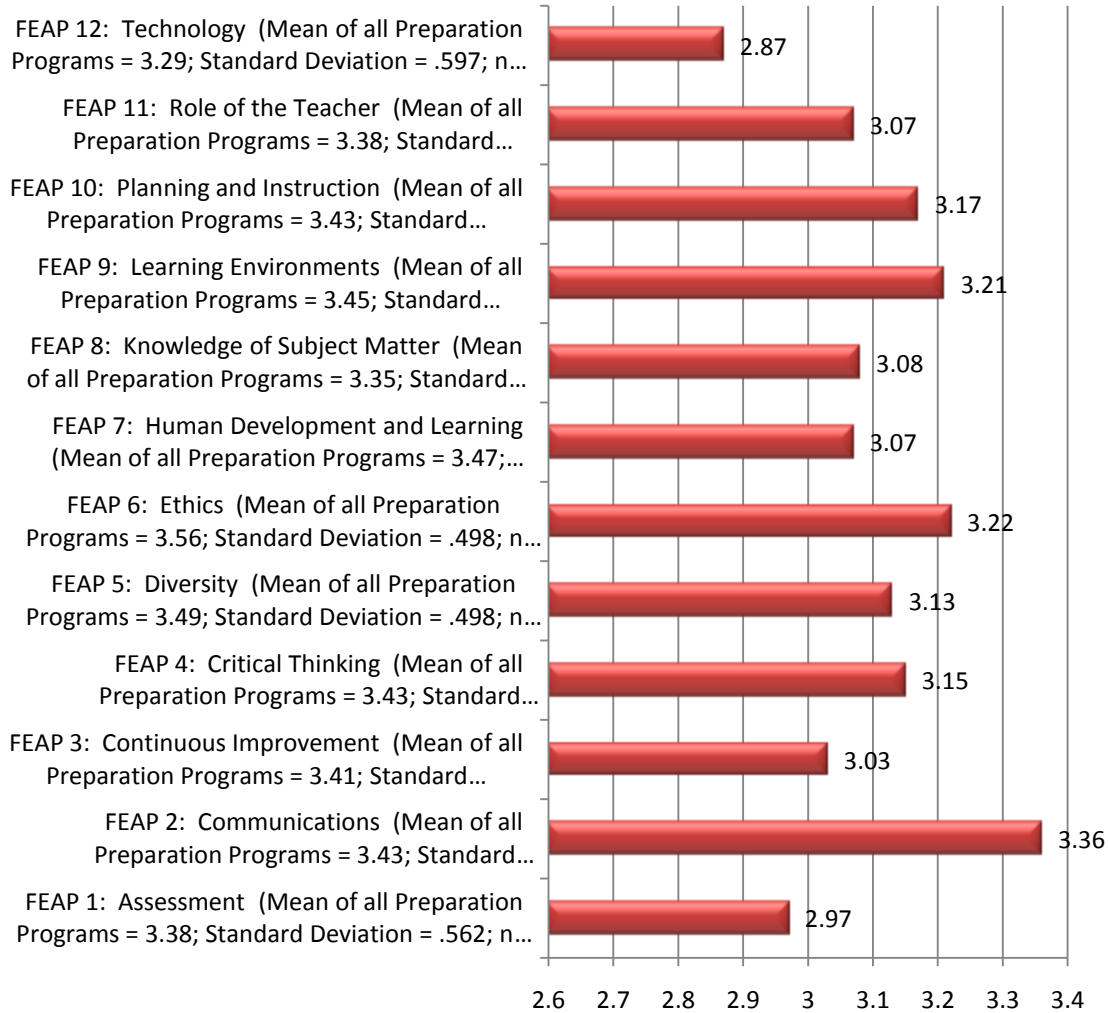
Teacher Ratings of Institutional Effectiveness in Preparing Them for FEAPs, 2006 - 07

Completers



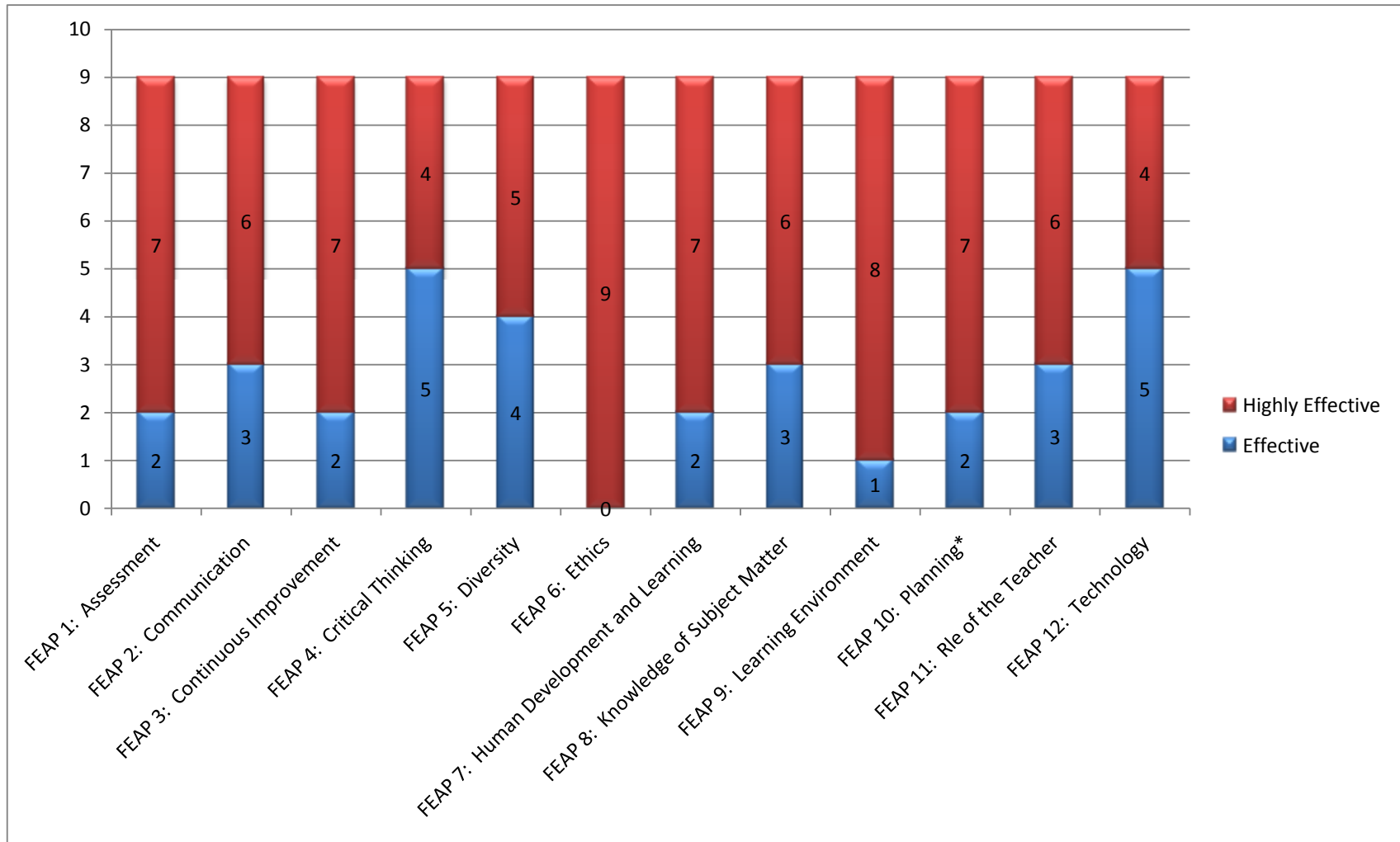
1 – Ineffective; 2 – Not very effective; 3 – Effective; 4 – Very effective

Teacher Ratings of Institutional Effectiveness in Preparing Them for FEAPs, 2007 - 08 Completers



1 – Ineffective; 2 – Not very effective; 3 – Effective; 4 – Very Effective

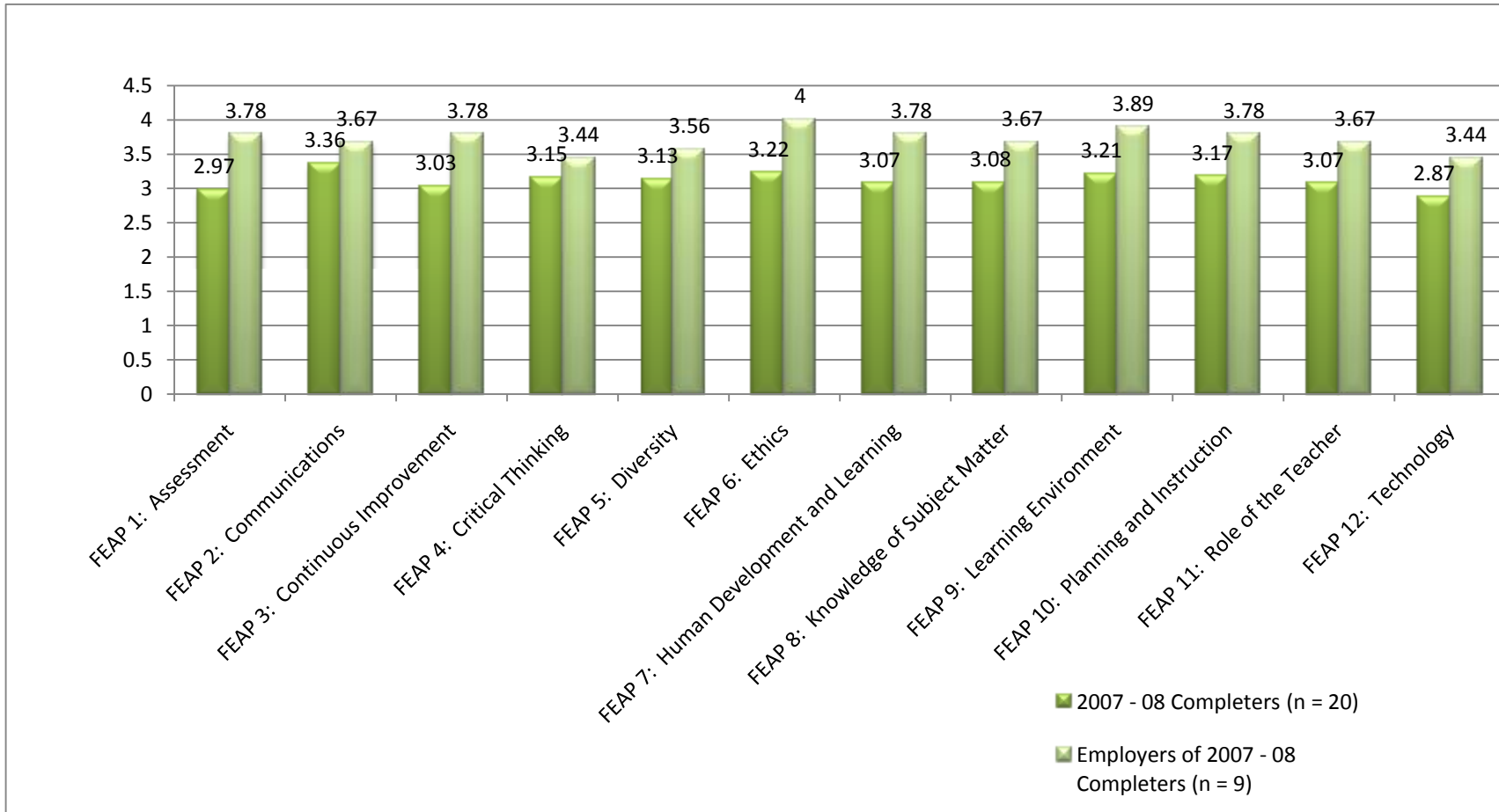
Employer Satisfaction Data as Reported to the Florida DOE
2007 – 2008 Completers, n = 9



1 – Ineffective; 2 – Not very effective; 3 – Effective; 4 – Highly Effective

*In data provided by FLDOE, FEAP 10 was referred to as Planning rather than Planning and Instruction.

Preparedness on FEAPs, 2007 – 08 Completers
 Completers' Survey and Employer Satisfaction Survey



1 – Ineffective; 2 – Not very effective; 3 – Effective; 4 – Very effective

New and Continuing Student Enrollment
2009 and 2010, College of Education

	Fall				Spring		Summer	
	New	Continuing	Total	% Change	New	Continuing	New	Continuing
2009								
Elementary Education: Dual Track	11	33	44					
English Education	12	23	35					
Reading Education	2	24	26					
Education Leadership	16	30	46					
Exceptional Education M.A.T.	4	25	29					
Elementary Education: Math/Science	0	15	15					
2009 TOTALS	45	150	195					
	195							
2010								
Elementary Education: Dual Track	3	34	37	-16%	7	34	3	27
English Education	4	22	26	-26%	6	27	3	24
Reading Education	10	17	27	+4%	2	15	6	10
Education Leadership	8	30	38	-17%	2	44	8	33
Exceptional Education M.A.T.	2	24	26	-10%	5	22	4	18
Exceptional Education M.A.	--	--	--	--	7	0	--	--
Elementary Education: Math/Science	2	13	15	0%	0	8	7	6
2010 TOTALS	29	140	169		29	150	31	118
	169				179		149	
% Change	-13%							